

Kurdistan Regional Government-Iraq

Investment Board



Department of Information and Studies

Directorate of Information

List of Licensed Projects in Kurdistan Region

According to law no. (4), 2006

licensing authority according to BOI & Governorates DGs Resolution

From :2006/08/01 to 2012/12/04

Board of Investment

Studies and Information Department

Directorate of Information

Licenced Projects: Under implementation

From : 2006/08/01 to 2012/12/04



Kurdistan Region

Sector: All Sectors

Investment Type: All

Country: All

Table No (4)

licensing authority according to : BOI & Governorates DGs Resolution

Investment By Investment Type And Country

licensing authority	Investors' Nationality	Country	Capital In Dollar	Investment Type %	By Capital %
BOI	Foreign	Egypt	350,000,000	10.06%	1.44%
DGID	Foreign	Egypt	497,759,257	14.31%	2.05%
DGIE	Foreign	Emirates	142,865,250	4.11%	0.59%
BOI	Foreign	Germany	25,505,712	0.73%	0.11%
DGIE	Foreign	Germany	55,700,000	1.60%	0.23%
DGIE	Foreign	Iran	14,950,802	0.43%	0.06%
BOI	Foreign	Lebanon	774,625,619	22.26%	3.19%
DGIE	Foreign	Lebanon	216,351,252	6.22%	0.89%
BOI	Foreign	Lebanon / France	7,082,207	0.20%	0.03%
BOI	Foreign	New Zealand	98,189,850	2.82%	0.40%
DGIE	Foreign	Russia	2,805,670	0.08%	0.01%
BOI	Foreign	sweden	13,500,000	0.39%	0.06%
BOI	Foreign	Turkey	702,801,530	20.20%	2.89%
DGID	Foreign	Turkey	30,065,260	0.86%	0.12%
DGIE	Foreign	Turkey	195,346,610	5.61%	0.80%
DGIS	Foreign	Turkey	12,740,000	0.37%	0.05%
BOI	Foreign	UK	214,403,975	6.16%	0.88%
BOI	Foreign	USA	108,036,925	3.10%	0.44%
DGID	Foreign	USA	2,000,000	0.06%	0.01%
DGIE	Foreign	USA	14,786,000	0.42%	0.06%

Total**3,479,515,919****100.00%****14.33%**

BOI	Joint Venture	Iraq / Canada	2,000,000	0.19%	0.01%
BOI	Joint Venture	Iraq / Emirates	11,555,555	1.12%	0.05%
BOI	Joint Venture	Iraq / Germany	7,770,000	0.75%	0.03%
BOI	Joint Venture	Iraq / Iran	1,850,000	0.18%	0.01%
BOI	Joint Venture	Iraq / Kuwait	51,250,000	4.97%	0.21%
BOI	Joint Venture	Iraq / Mauritius Island	15,000,000	1.45%	0.06%
BOI	Joint Venture	Iraq / South Africa	12,000,000	1.16%	0.05%

licensing authority	Investors' Nationality	Country	Capital In Dollar	Investment Type %	By Capital %
BOI	Joint Venture	Iraq / Sweden	20,893,549	2.02%	0.09%
BOI	Joint Venture	Iraq / Turkey	200,209,566	19.40%	0.82%
DGID	Joint Venture	Iraq / Turkey	8,000,000	0.78%	0.03%
BOI	Joint Venture	Iraq / UK	112,000,000	10.85%	0.46%
BOI	Joint Venture	Iraq / USA	315,000,000	30.52%	1.30%
DGID	Joint Venture	Iraq /Netherland	2,500,000	0.24%	0.01%
BOI	Joint Venture	Iraq/Spain	3,284,530	0.32%	0.01%
DGID	Joint Venture	Iraq/Spain	4,000,000	0.39%	0.02%
DGIE	Joint Venture	Korea-Canada-Iraq	264,670,056	25.65%	1.09%

Total **1,031,983,256** **100.00%** **4.25%**

BOI	National	Iraq	13,774,142,806	69.68%	56.73%
DGID	National	Iraq	1,180,292,853	5.97%	4.86%
DGIE	National	Iraq	3,754,066,419	18.99%	15.46%
DGIS	National	Iraq	1,058,484,441	5.35%	4.36%

Total **19,766,986,519** **100.00%** **81.42%**

Grand Total	24,278,485,694	100.00%	100.00%
--------------------	-----------------------	----------------	----------------

Board of Investment

Studies and Information Department

Directorate of Information

Licensed Projects: Under implementation

From : 2006/08/01 to 2012/12/04



Kurdistan Region

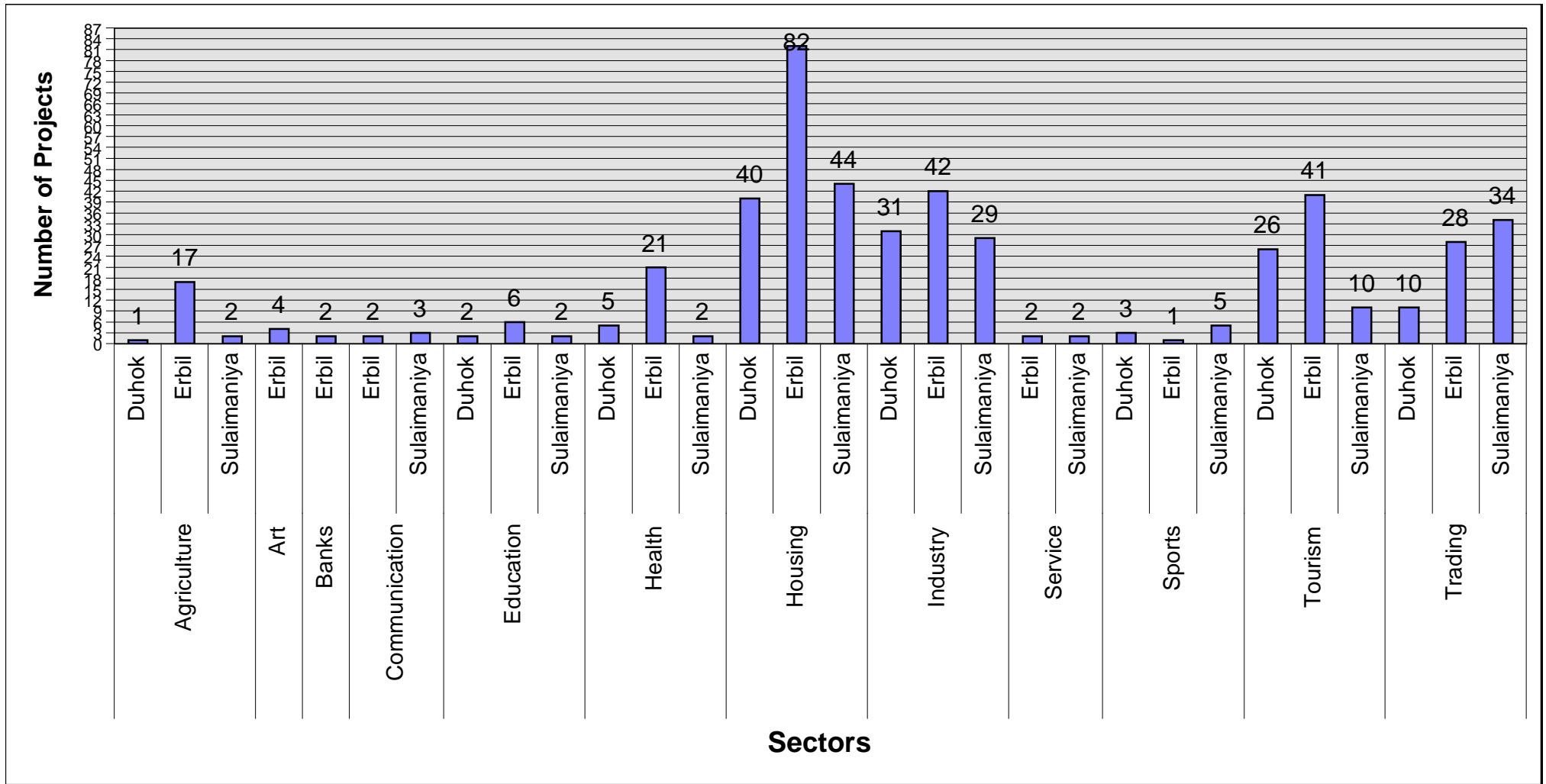
Sector: All Sectors

licensing authority according to : BOI & Governorates DGs Resolution

Country: All

Figure No (1)

Number Of Licensed Projects By Sectors



Board of Investment

Studies and Information Department

Directorate of Information

Licensed Projects: Under implementation

From : 2006/08/01 to 2012/12/04



licensing authority according to : BOI & Governorates DGs Resolution

Investment By Governorates_Project Capital In US\$

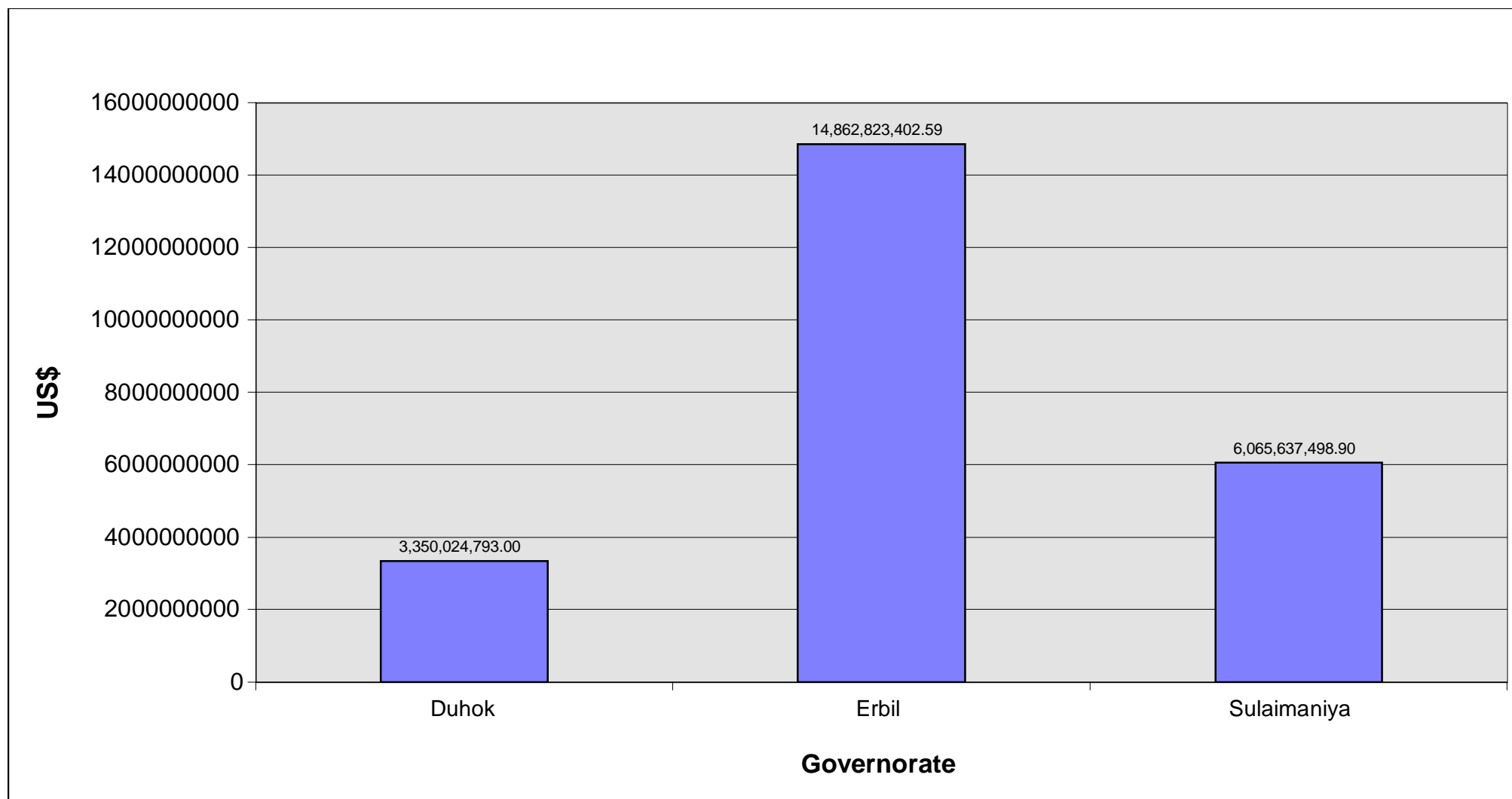
Kurdistan Region

Sector: All Sectors

Investment Type: All

Country: All

Figure No (2)



Board of Investment

Studies and Information Department

Directorate of Information

Licensed Projects: Under implementation

From : 2006/08/01 to 2012/12/04



licensing authority according to : BOI & Governorates DGs Resolution

Project Capital In Dollar_Investment Type_Governorates

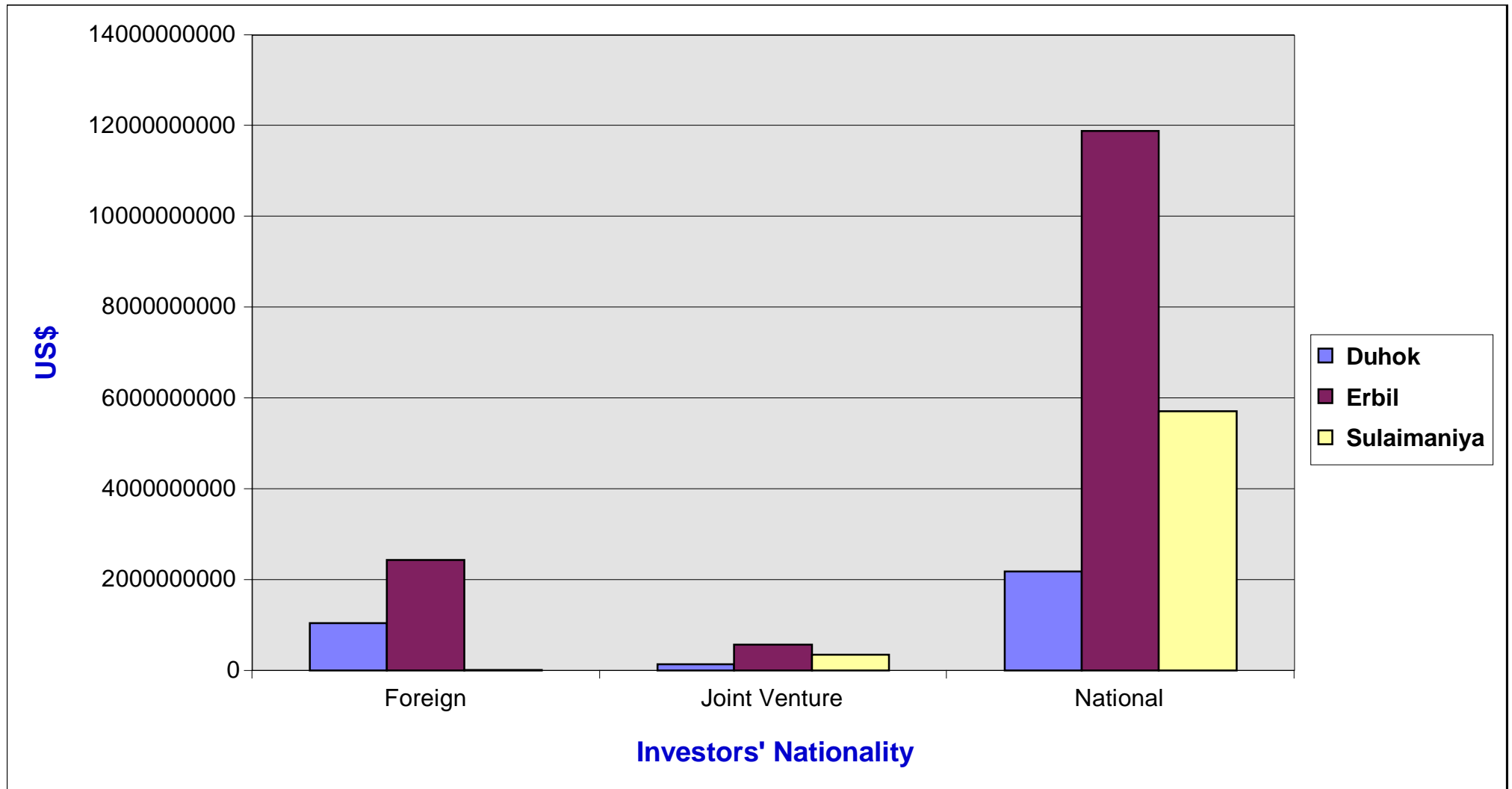
Kurdistan Region

Sector: All Sectors

Investment Type: All

Country: All

Figure No (3)



Board of Investment

Studies and Information Department

Directorate of Information

Licensed Projects: Under implementation

From : 2006/08/01 to 2012/12/04



licensing authority according to : BOI & Governorates DGs Resolution

Kurdistan Region

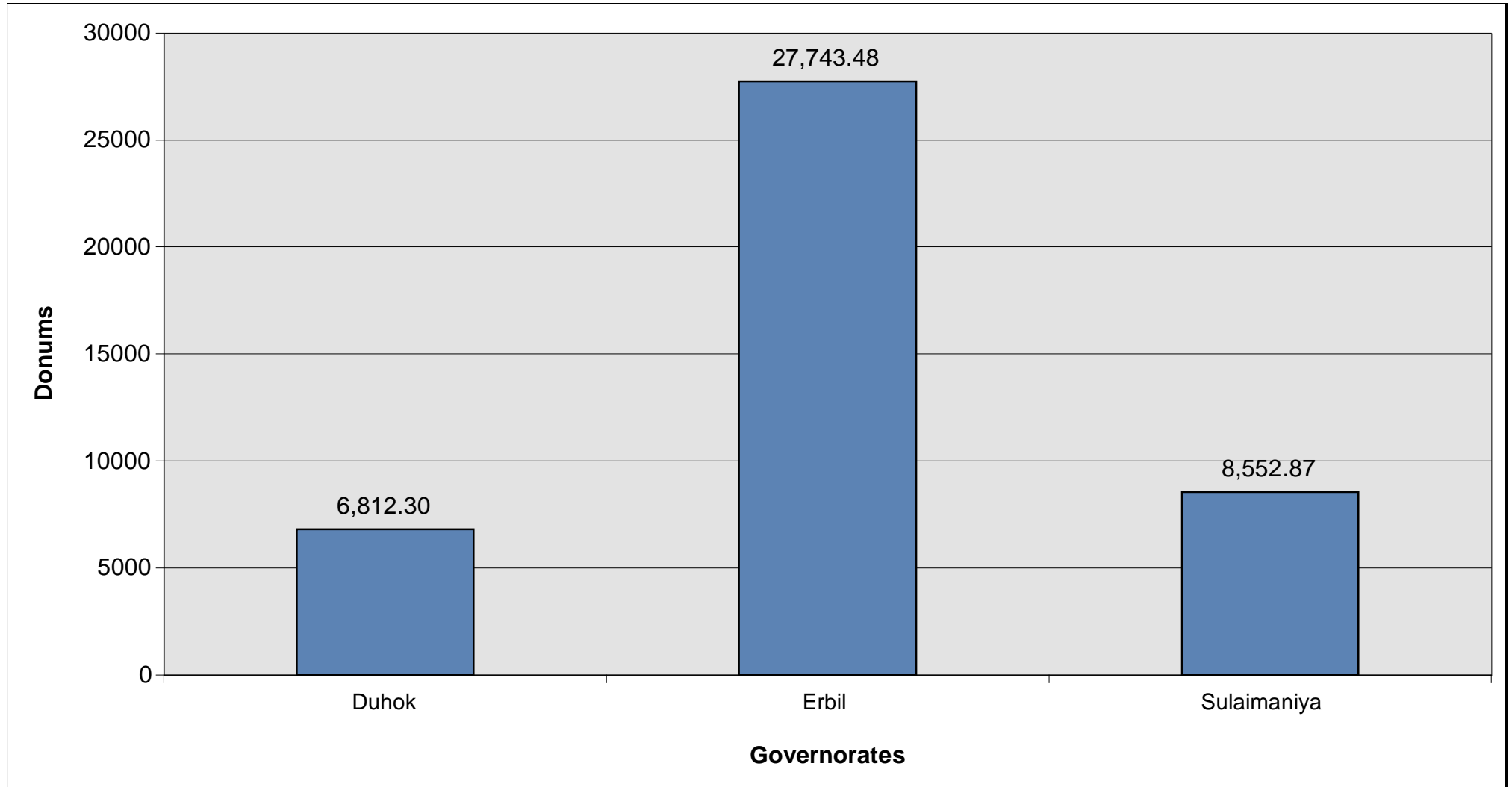
Sector: All Sectors

Investment Type: All

Country: All

Figure No (4)

Projects Area In Donums By Governorates



Board of Investment

Studies and Information Department

Directorate of Information

licensing authority according to : BOI & Governorates DGs Resolution

Licenced Projects: Under implementation

From : 2006/08/01 to 2012/12/04



Kurdistan Region

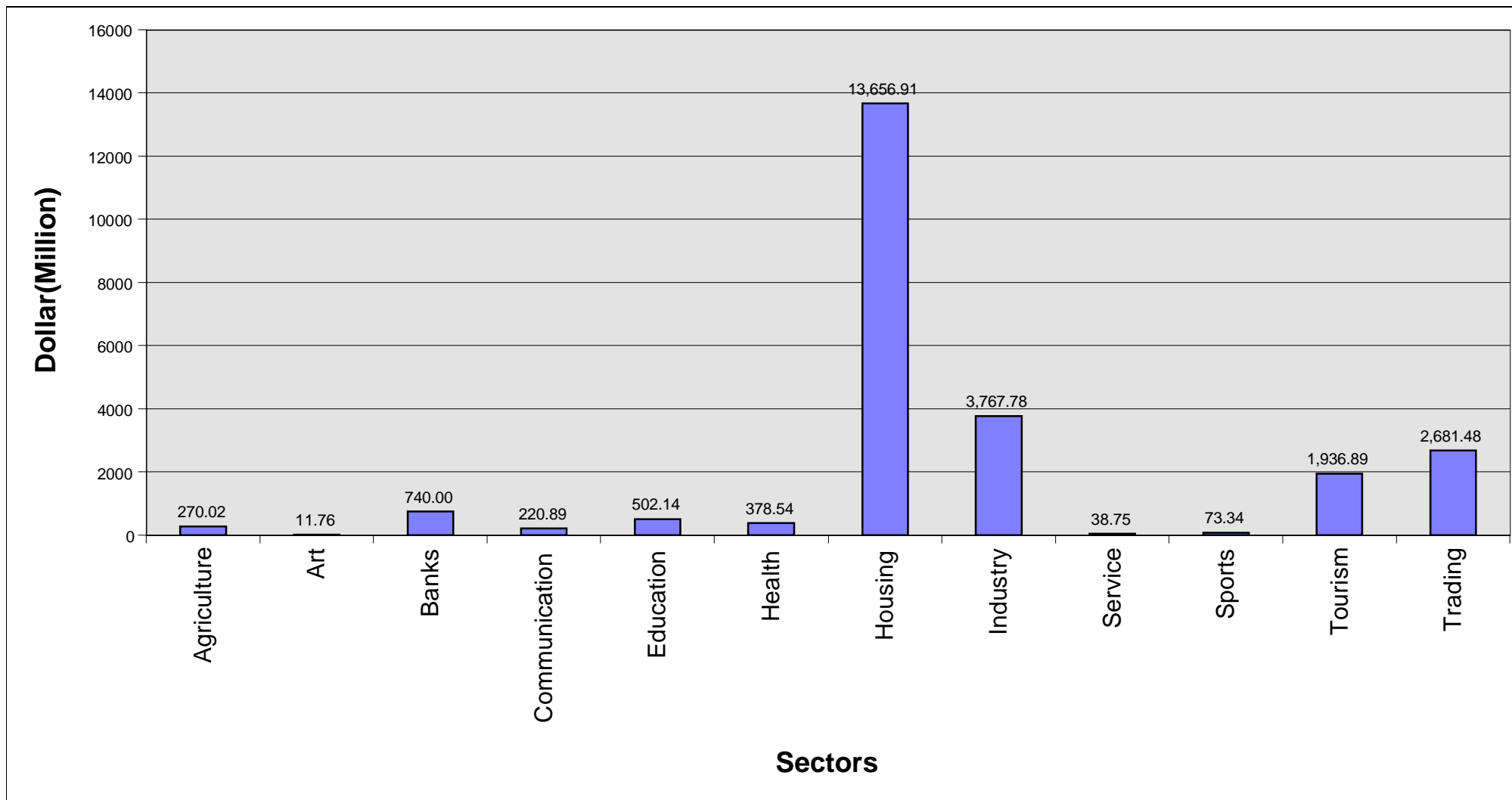
Sector: All Sectors

Investment Type: All

Country: All

Figure No (5)

Capital By Sectors (Million Dollar)



Board of Investment

Studies and Information Department

Directorate of Information

Licensed Projects: Under implementation

From : 2006/08/01 to 2012/12/04



Kurdistan Region

Sector: All Sectors

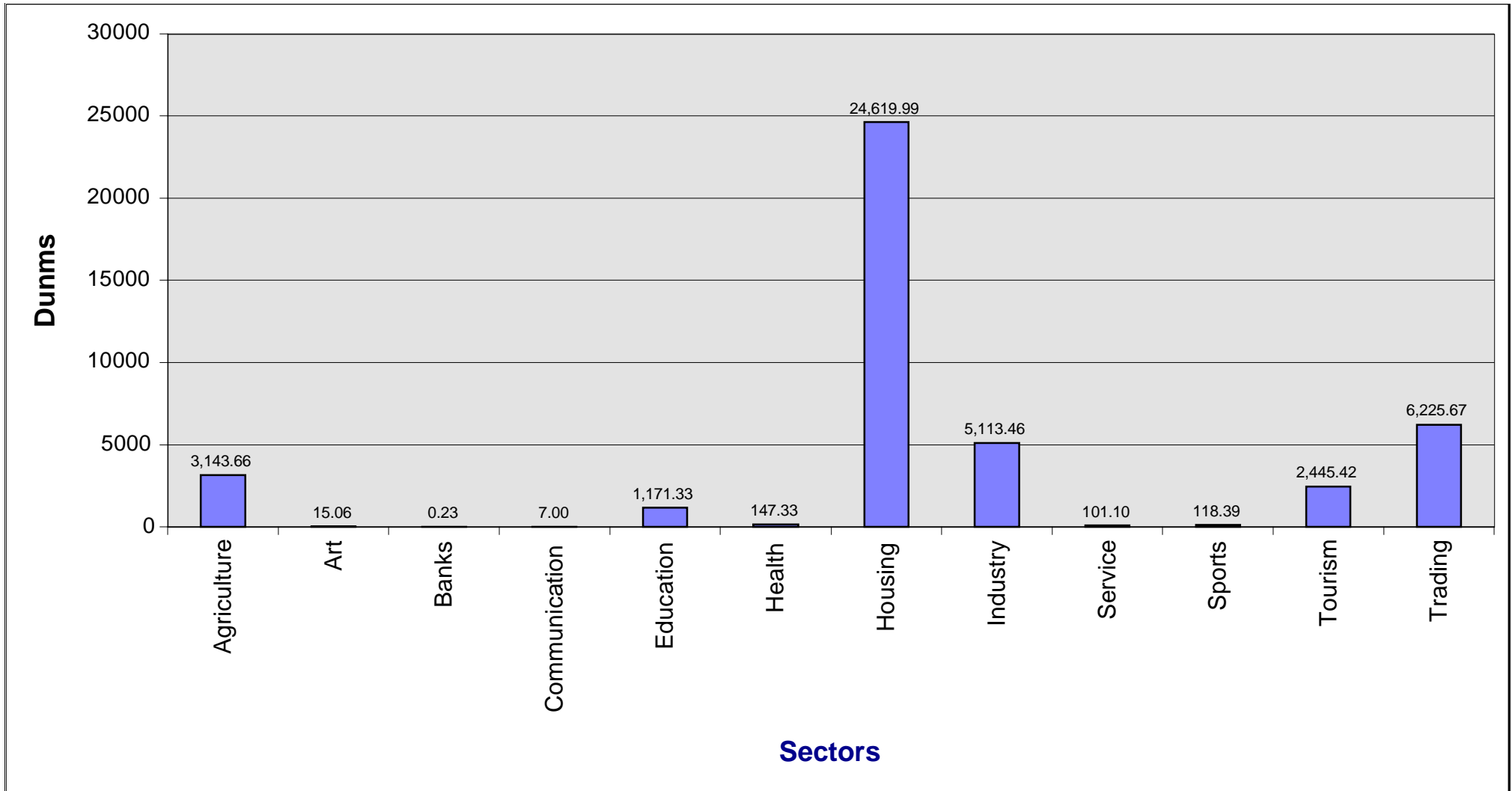
Investment Type: All

Country: All

Figure No (6)

licensing authority according to : BOI & Governorates DGs Resolution

Area In Dunums By Sectors



Board of Investment

Studies and Information Department

Directorate of Information

Licensed Projects: Under implementation

From : 2006/08/01 to 2012/12/04



Kurdistan Region

Sector: All Sectors

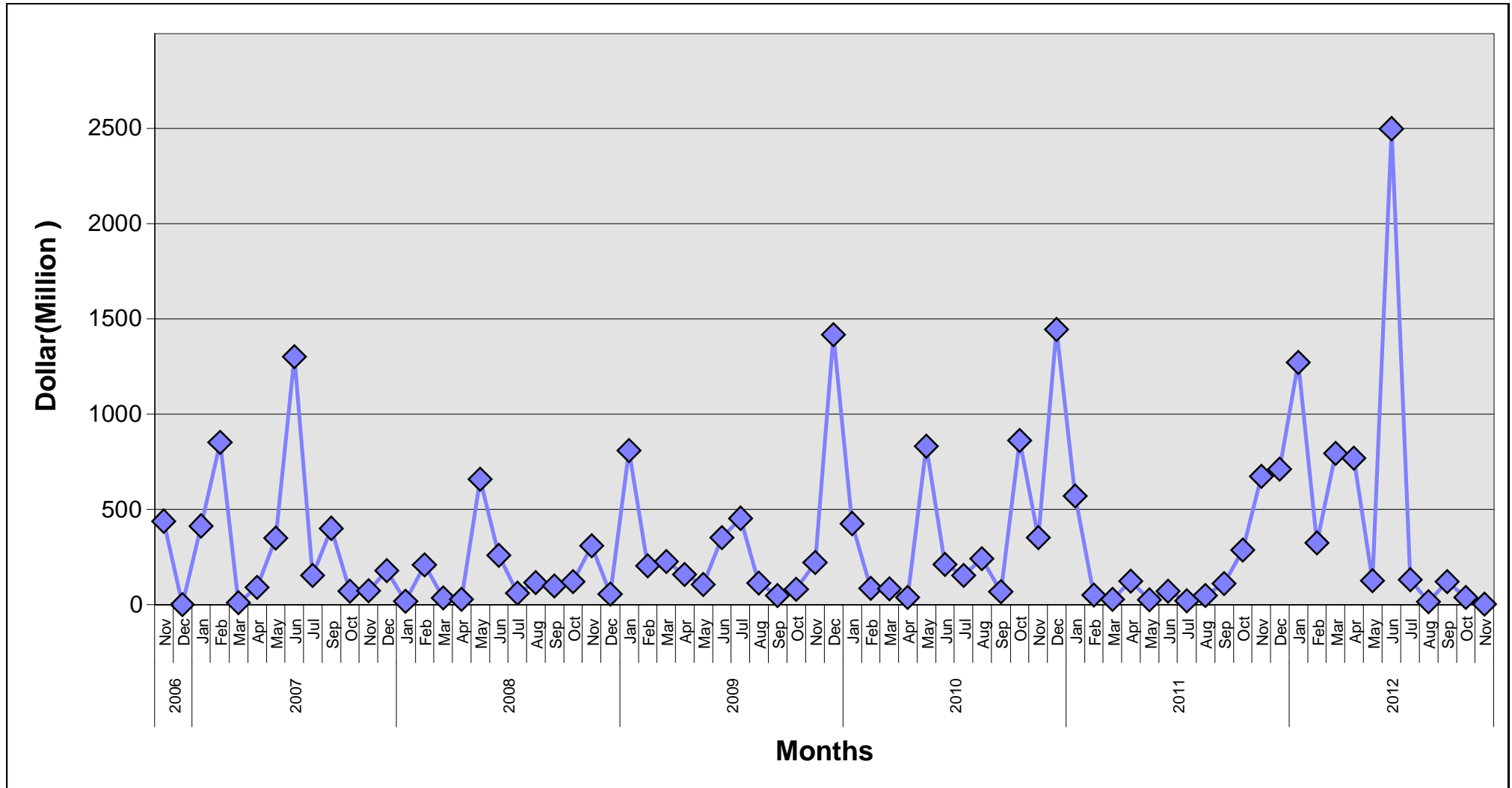
Investment Type: All

Country: All

Figure No (7)

licensing authority according to : BOI & Governorates DGs Resolution

Capital By Month In (Million US\$)



Board of Investment

Studies and Information Department

Directorate of Information

Licensed Projects: Under implementation

From : 2006/08/01 to 2012/12/04



Kurdistan Region

Sector: All Sectors

licensing authority according to : BOI & Governorates DGs Resolution

Investment Type: All

Country: All

Figure No (8)

Capital By Year and Governorate (Million Dollar)

